

FLINDERS VILLAGE AND SUSTAINABILITY

Mark Gregory
Vice-President
Corporate Services



**SUCCESSFUL UNIVERSITIES
CONTINUALLY INVEST IN A
GREAT CAMPUS EXPERIENCE.**



STUDENTS



A student enrolled in more than one course is only counted once.
Source: Commonwealth Census Collection Revision (14 March 2018)

STAFF



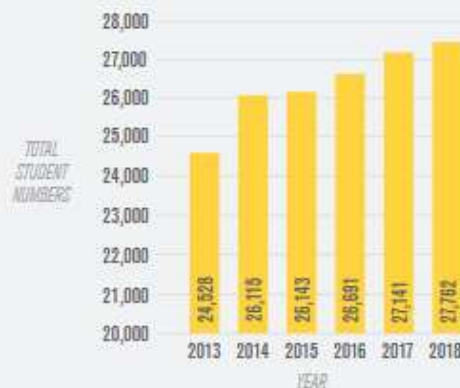
An individual staff member with multiple positions is only counted once.
Excludes casual staff. Source: Flanders Business Analytics (14 March 2018)

ENROLMENTS 2018



Enrolment figures will count a student for each course in which they were enrolled in 2018. Source: Flanders Business Analytics (14 March 2018)

ENROLMENT TRENDS



Enrolment figures will count a student for each course in which they were enrolled in a given calendar year. Source: Flanders Business Analytics (14 March 2018)

STUDENT AND STAFF NUMBERS – FIVE-YEAR FIGURES

2018

STUDENT NUMBERS

Australian	20,676
International	5,406
Onshore	3,774
Offshore	1,632
Total	26,082

Gender

Female Students	16,904
Male Students	9,170
Indeterminate/Intersex/Unspecified	8
Total	26,082

STAFF (FTE)

Academic	880
Non-Academic	1,115
Total	1,995

Student-staff ratio	18.45
---------------------	-------

HIGHER DEGREE RESEARCH ENROLMENTS

Masters Research	68
PhD	986
Total	1,054

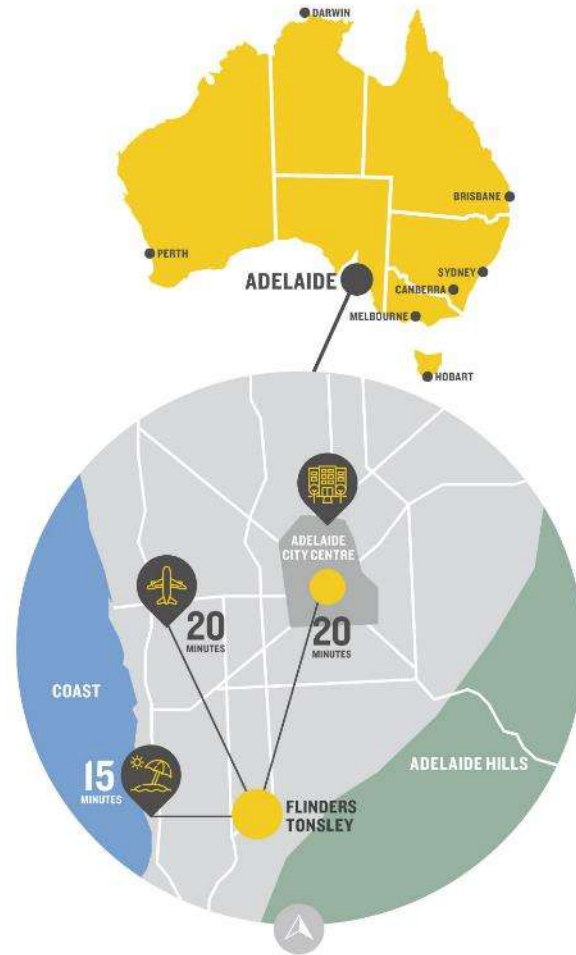
**OUR SIX-COLLEGE
STRUCTURE IS
DESIGNED TO SUPPORT
EDUCATION AND
RESEARCH EXCELLENCE,
AND STUDENT SUCCESS.**

- College of Business, Government and Law
- College of Education, Psychology and Social Work
- College of Humanities, Arts and Social Sciences
- College of Medicine and Public Health
- College of Nursing and Health Sciences
- College of Science and Engineering

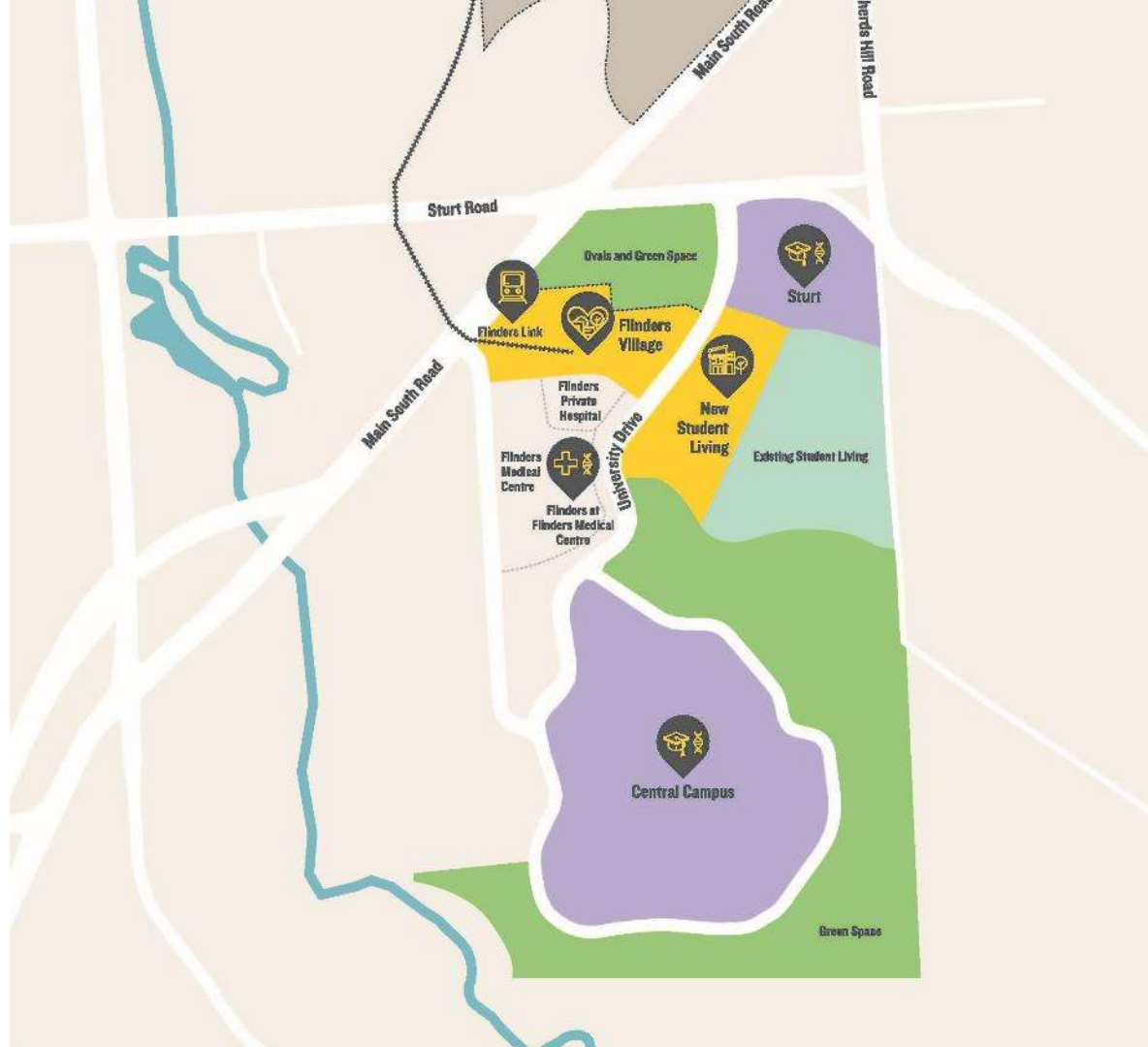
OUR FOOTPRINT



OUR LOCATION



OUR LOCATION



THE NEW FLINDERS STATION



Image courtesy SA Department of Planning, Transport and Infrastructure

FLINDERS VILLAGE

OUR VISION
FOR GROWTH AND
URBANISATION





PARKING
STRUCTURE

HOTEL

RETAIL WITH
COMMERCIAL ABOVE

FLINDERS
SQUARE

HEALTH
& RESEARCH

HEALTH &
RESEARCH

HEALTH &
RESEARCH

HEALTH &
RESEARCH

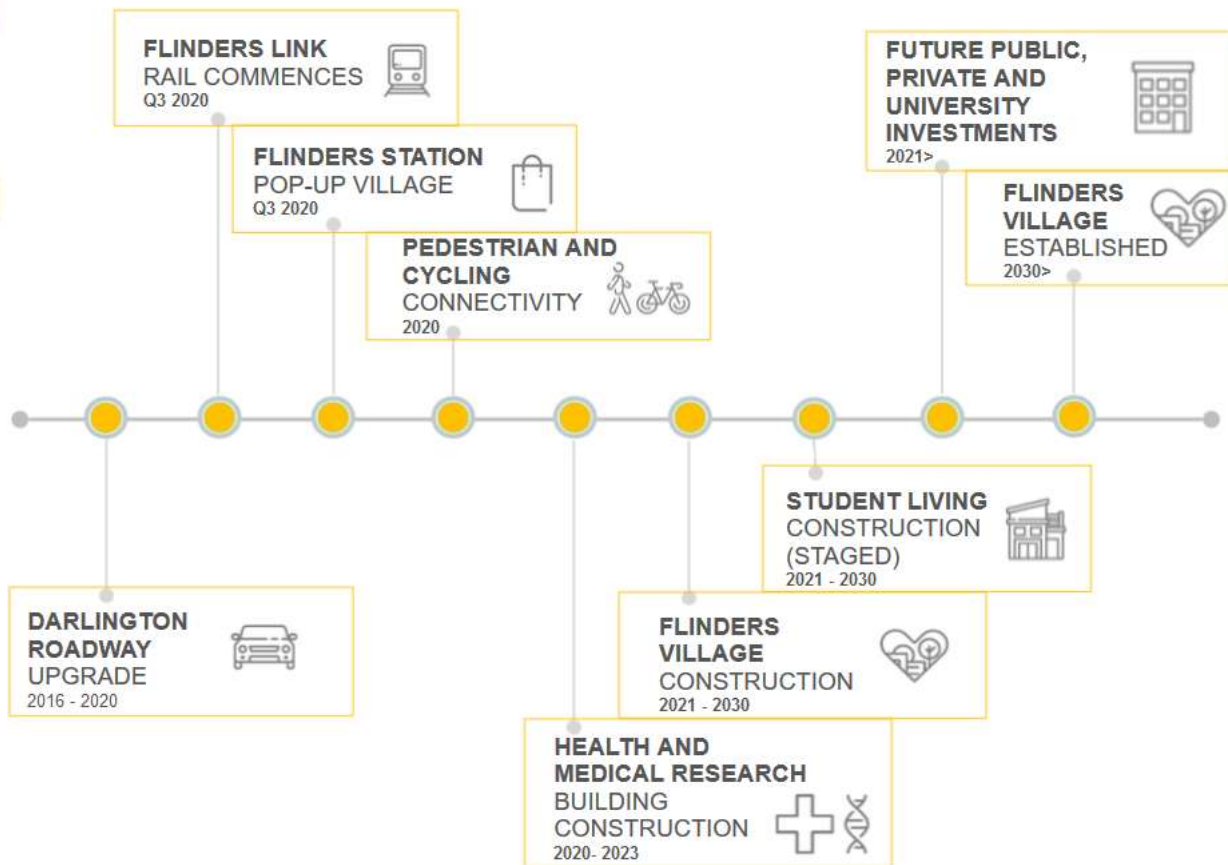
HEALTH &
RESEARCH

Sports Road

University Drive

STUDENT
ACCOMMODATION

TIMELINE





**A WORLD-CLASS
HEALTH RESEARCH
FACILITY**

KEY DEVELOPMENTS

KEY DEVELOPMENTS

**A WELCOMING, VIBRANT
COMMUNITY PLAZA**

KEY DEVELOPMENTS

**ENHANCED
PEDESTRIAN AND
CYCLING CONNECTIONS**





KEY DEVELOPMENTS

**NEW
COMMUNITY-CENTRED
STUDENT LIVING**



FLINDERS VILLAGE

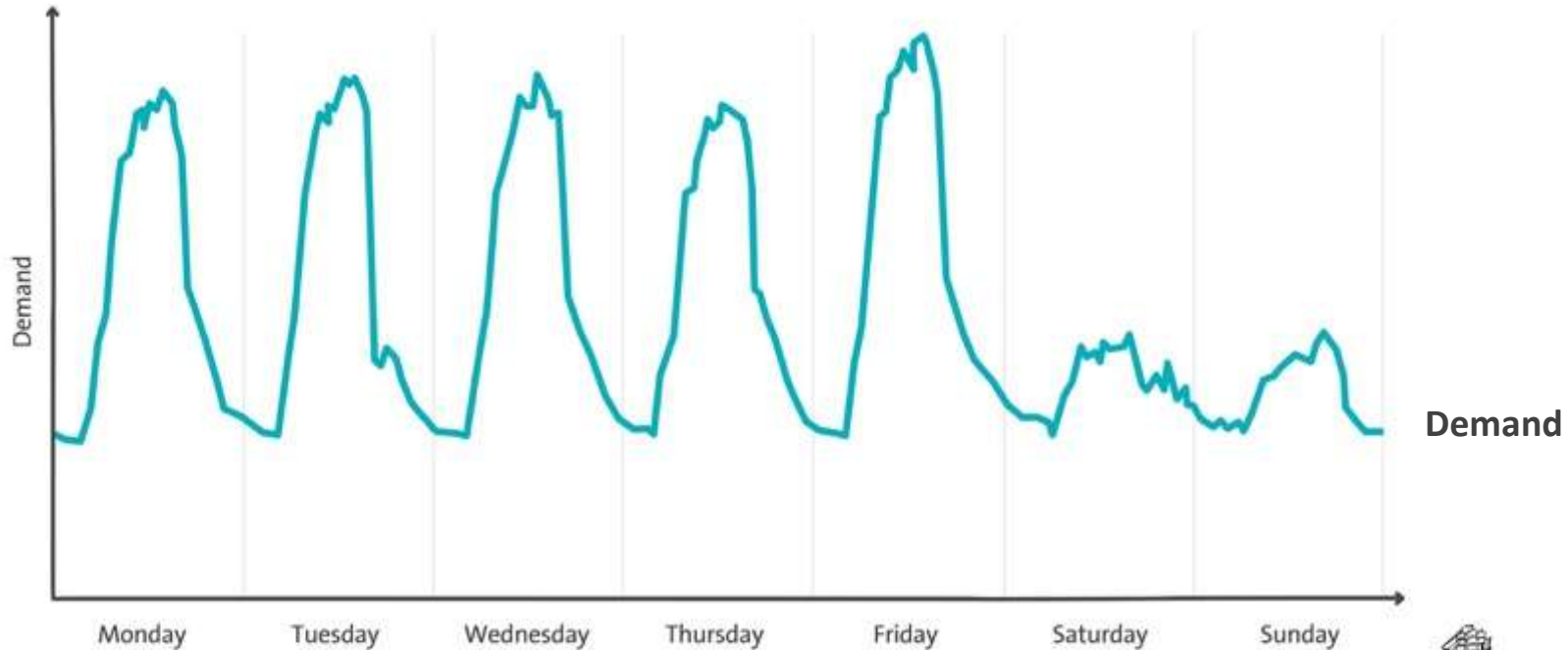


SUSTAINABLE DEVELOPMENT

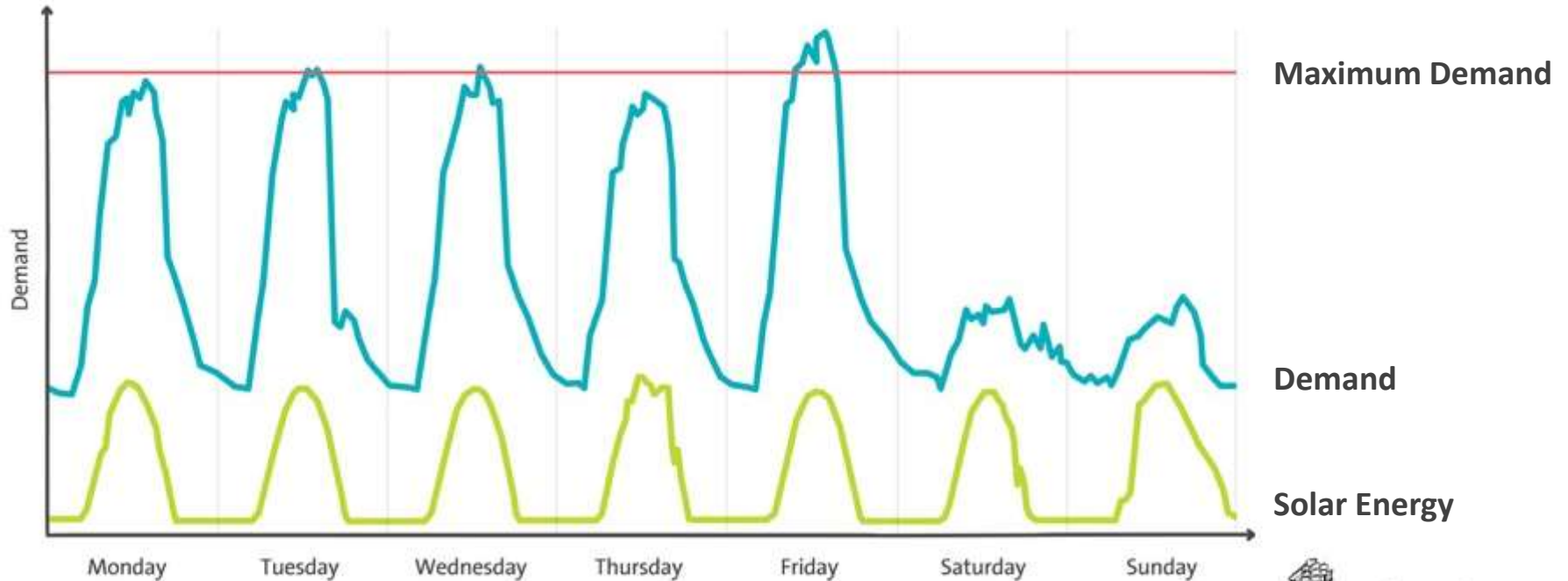


How is the system performing?

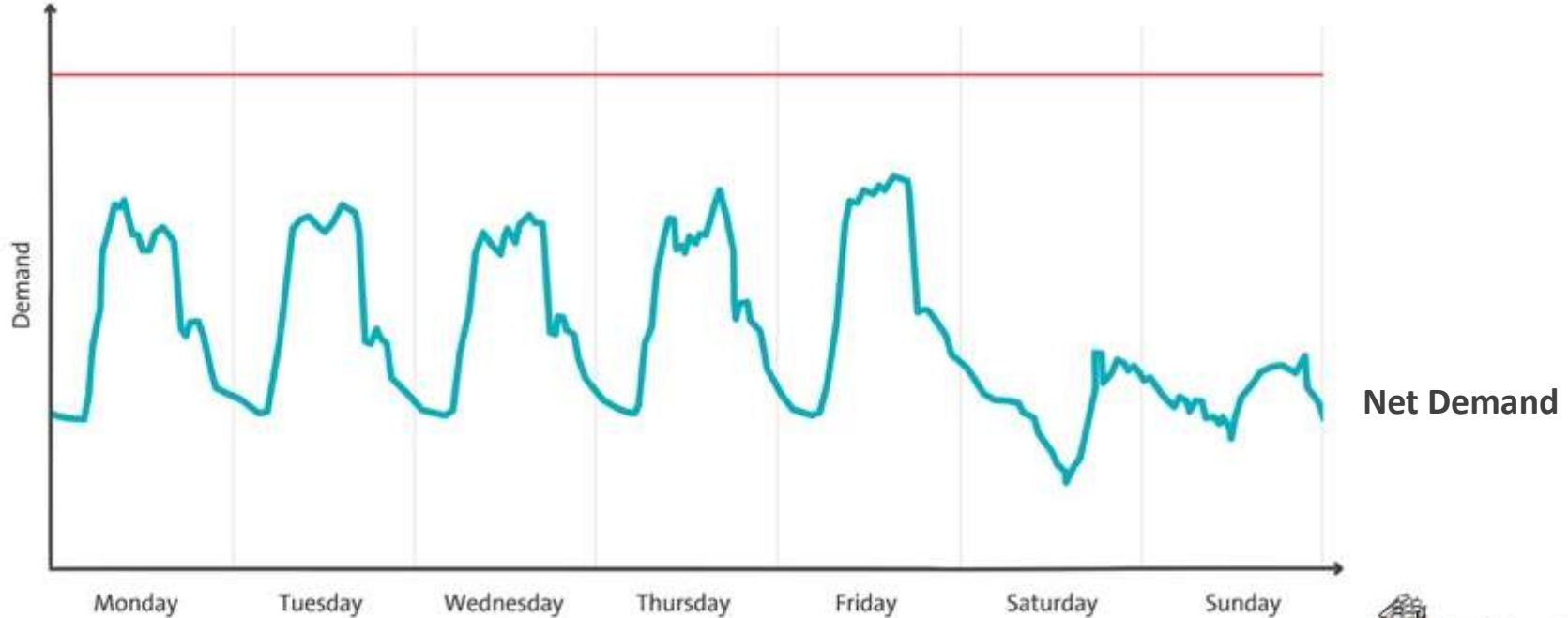
O-Week 2019



How is the system performing?



How is the system performing?



FINANCIAL BENEFITS

Total (\$) amount due

\$309,275.08 *Before solar February 2018*



Total (\$) amount due

\$204,902.24 *After solar February 2019*

SUSTAINABILITY ON CAMPUS

- Community gardens
- Fleet, parking, public transport and pathway connections
- Plastics and retail vendors
- Waste management
- Sustainable design and construction



FLINDERS 2030: QUESTIONS?



Contact Details

Mark Gregory, Vice-President (Corporate Services)

mark.gregory@flinders.edu.au

